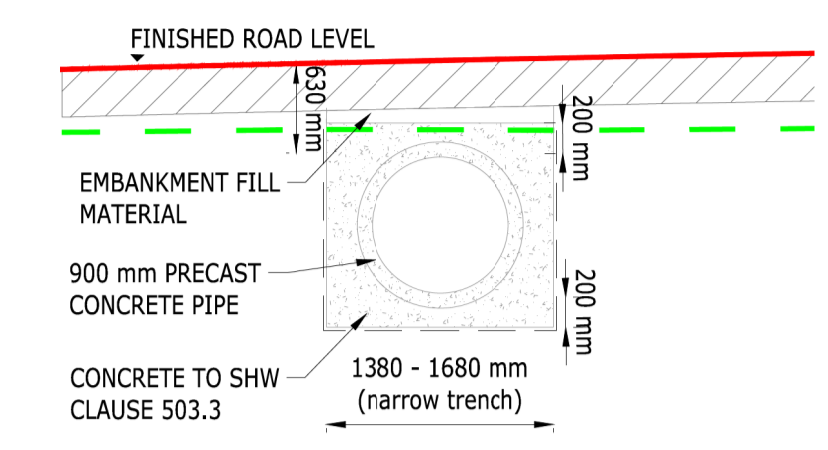
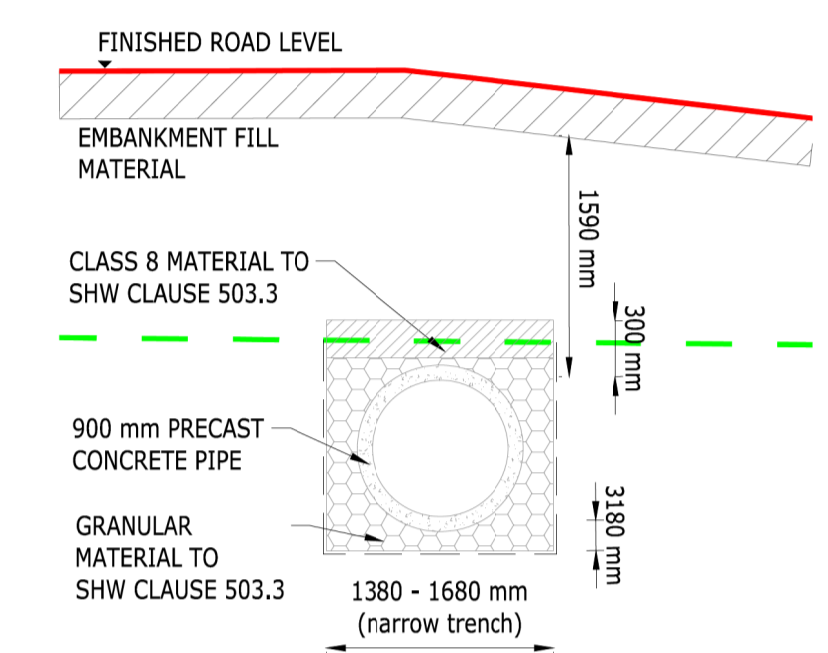


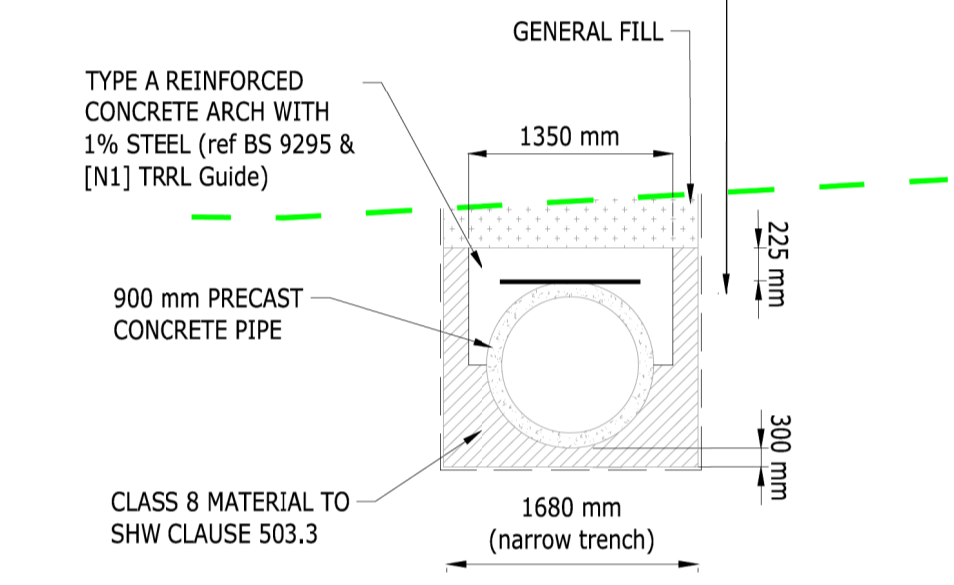
PLAN
SCALE - 1:500



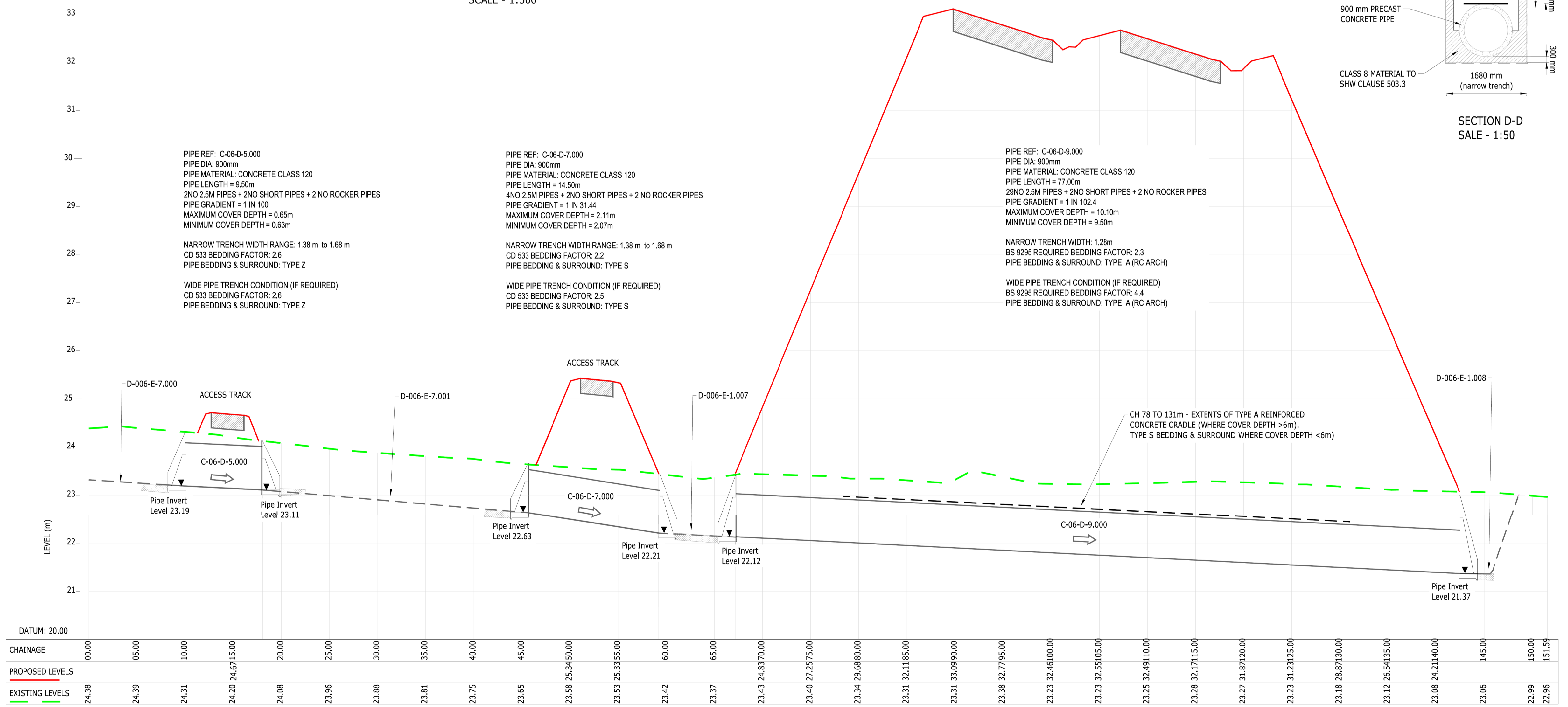
SECTION B-B
SCALE - 1:50



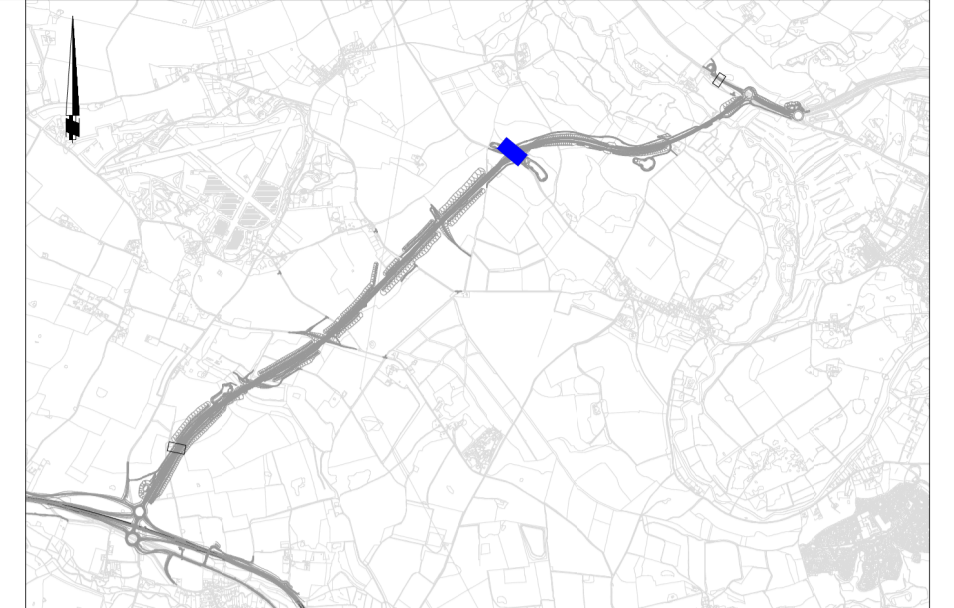
SECTION C-C
SCALE - 1:50



SECTION D-D
SCALE - 1:50



SECTION A-A PIPED DITCH CROSSING CH 17+250 PROFILE
SCALE: H 1:1000, V 1:500.



- Notes:
- Do not scale from this drawing.
 - All dimensions are in metres unless otherwise stated.
 - This drawing is to be read with all other relevant drawings and reports.
 - All works to be in accordance with the Specification for Highway Works.
 - These drawings supplement 4.04.00 PK1002-RAM-HDG-MLE-SG-DZ-0001 Drainage Strategy Report.
 - For planting and amenity arrangements, refer to 2.07.00 Landscaping Design Plans PK1002-RAM-ELS-MLE-DR-NZ-0001 to C011.
 - For drainage details, refer to 2.08.04 Drainage Typical Details PK1002-RAM-HDG-MLE-DE-DZ-0001 to 0006. For pipe gradients, manhole details refer to DS Appendices.
 - Please refer to 3.03.00 Environmental Statement Chapter 3: Description of Scheme for the Rochdale Envelope flexibility included within the design for the purposes of Environmental Impact Assessment.
 - For fencing details, refer to 2.03.00 General Arrangement Plans. PK1002-RAM-HGN-MLE-DR-CH-0002 to 0006.
 - This drawing is for planning application purposes only, it is not a construction issue drawing.

- Key:
- Proposed culvert/Piped ditch
 - Vegetated MSE Bagwork
 - Pre- Earthworks Ditch
 - Proposed Highway Ditch

Mapping reproduced by permission of Ordnance Survey on behalf of HMSO.
© Crown copyright and database rights 2024 Ordnance Survey 100019340.

A1 - Authorised for Planning				
C01	AJ	KJ	SS	08/02/24
REVISION	DRAWN	CHECKED	APPROVED	DATE
CLIENT				

Norfolk County Council
Graham Bygrave
Executive Director of
Community and Environmental Services
Norfolk County Council
County Hall, Martineau Lane
Norwich NR1 2SG

PROJECT:

DRAWING TITLE
**NORWICH WESTERN LINK
DRAINAGE PIPED DITCHES
SHEET 3 OF 3**

DRAWING STATUS
A1 - AUTHORISED FOR PLANNING

DRAWN	CHECKED	APPROVED	AUTHORISED
AJ	KJ	SS	FQC
SCALE @ A1 SIZE	DATE	REVISION	
1:500	08/02/24	C01	

DRAWING NUMBER
PK1002-RAM-HDG-MLE-DR-DZ-0552